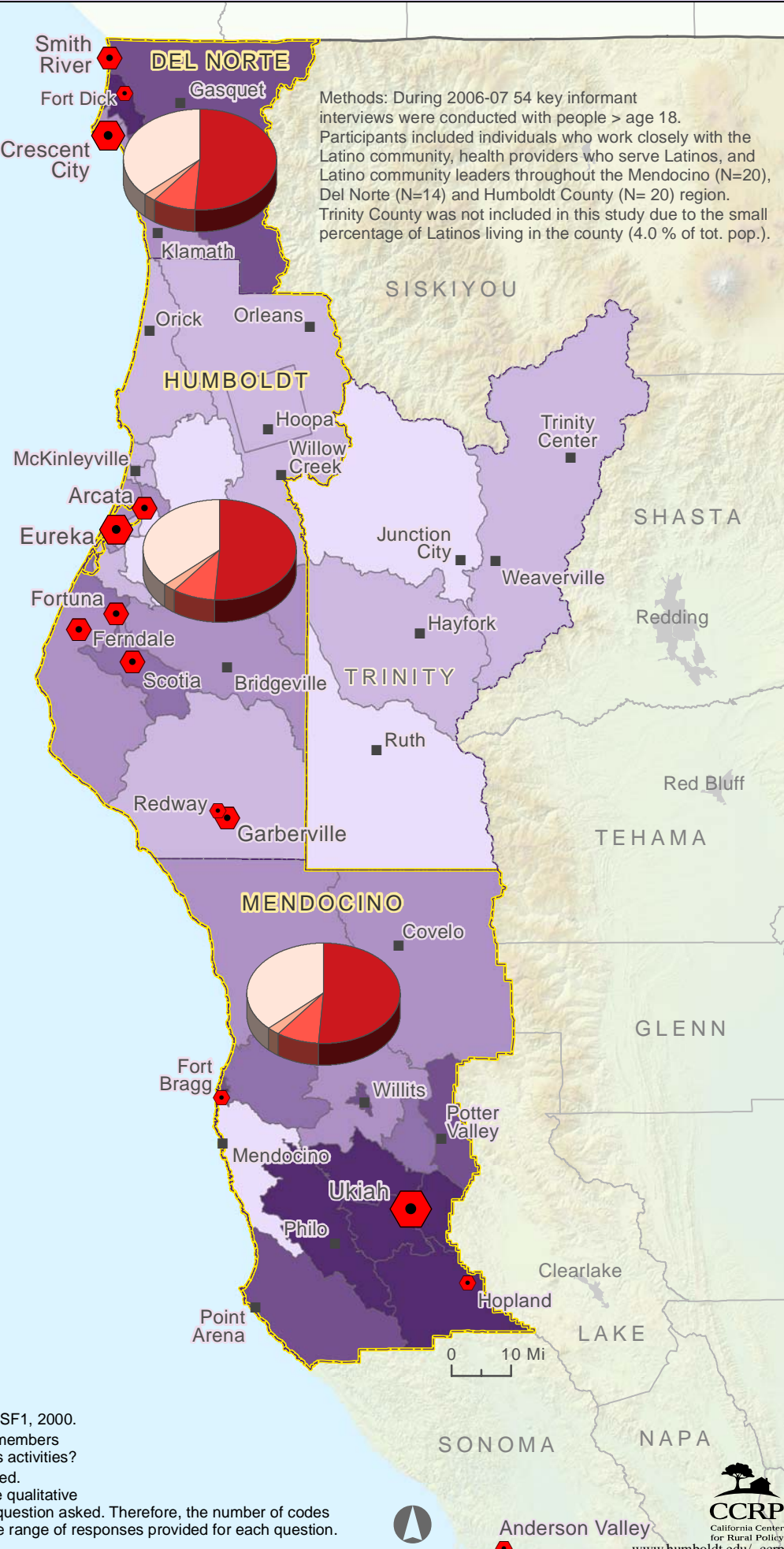


Places Frequented for Spiritual and Religious Activities* by the Latino Community of Del Norte, Humboldt & Mendocino Counties, CA

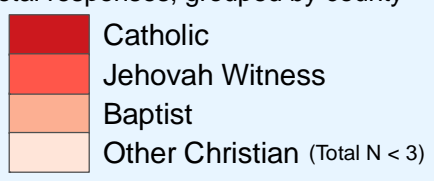


Towns frequented for spiritual and religious activities by the Latino community of Del Norte, Humboldt & Mendocino Counties. (Sampled counties are shown in yellow.)

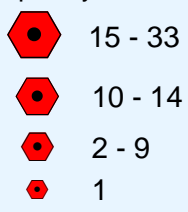


Where Latinos Go for Spiritual & Religious Activities

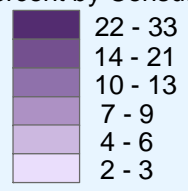
Type of Facility (Pie charts):
Represented as a percentage of total responses, grouped by county



Towns Frequented
Frequency** of Use:



Latino Population, 2000
Percent by Census Tract



Data Source: CCRP Latino Project, 2006-7 * U.S. Census Bureau SF1, 2000.

* Data generated from CCRP Latino Project, Q16(e): Where do members of the Latino community most often go for spiritual and religious activities?

** Frequency = Number of times a particular location was mentioned.
Note: Informants could name multiple geographic locations. The qualitative analysis sought to identify multiple themes and codes for each question asked. Therefore, the number of codes does not reflect the number of people interviewed, but rather the range of responses provided for each question.

