

SAN BENITO COUNTY

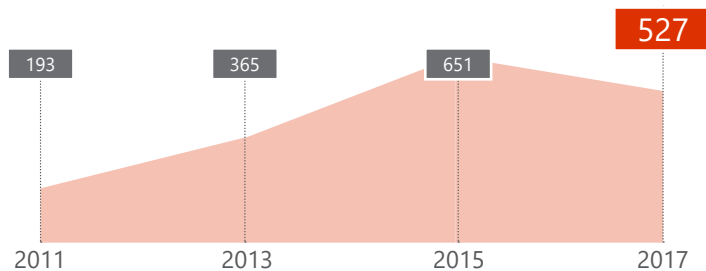
2017 HOMELESS CENSUS & SURVEY

EXECUTIVE SUMMARY


Every two years, during the last 10 days of January, communities across the country conduct comprehensive counts of the local homeless populations in order to measure the prevalence of homelessness in each local Continuum of Care.

The 2017 San Benito County Point-in-Time Count was a community-wide effort conducted on January 25, 2017. In the weeks following the street count, a survey was administered to 121 unsheltered and sheltered homeless individuals, in order to profile their experience and characteristics.


Census Population: Longitudinal Trend



2017 Sheltered/Unsheltered Population

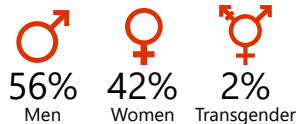


Age



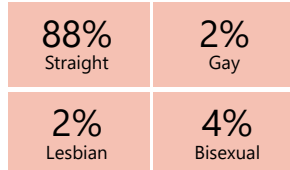
Gender

(Top 3 Responses)



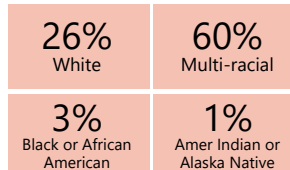
Sexual Orientation

(Top 4 Responses)

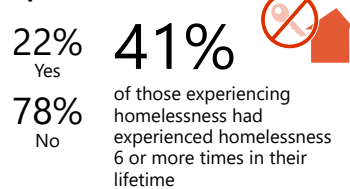


Race/Ethnicity

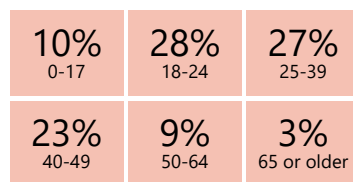
(Top 4 Responses)



First Homelessness Episode



Age at First Episode of Homelessness



Justice System Involvement



Foster Care



Subpopulation Data*



Residence Prior to Homelessness



Length of Time in San Benito County

(of those living in San Benito County prior to becoming homeless, use caution when interpreting, due to small sample size.)



Duration of Current Episode of Homelessness



4%
30 days or less

23%
1-11 months

73%
1 year or more

Primary Event or Condition That Led to Homelessness

(Top 6 Responses)



32% Legal Issues	30% Divorce/ Separation/ Break Up	28% Financial Issues
24% Alcohol or drug use	17% Incarceration	17% Physical Health Issues

Not Interested in Housing

11%

of survey respondents said they were not interested in **Independent, Affordable Rental Housing or Housing with Supportive Services.**



Obstacles to Permanent Housing

(Top 4 Responses)



73% Couldn't afford rent	18% No job/income
18% No housing availability	10% Bad Credit

What is a disabling condition?



28%

of survey respondents reported a disabling condition

A disabling condition is defined here as a physical disability, mental illness, chronic depression, alcohol or drug abuse, chronic health problems, HIV/AIDS, Post-Traumatic Stress Disorder (PTSD), or a developmental disability.

Health Conditions

Current health conditions affecting housing stability or employment.

(Note: Multiple response question, numbers will not total to 100%)



32%

Drug or alcohol abuse



22%

Chronic health problems



20%

Post-Traumatic Stress Disorder



20%

Physical disability



12%

Emotional or mental condition



10%

Traumatic brain injury



2%

AIDS/HIV related

Employment

Employment

18% Employed full-time

82% Unemployed

If Unemployed, Currently...

23% Unable to work

64% Looking for work

14% Not looking for work



Services and Assistance



68%

of survey respondents reported receiving government benefits

Reasons for Not Receiving Any Government Assistance

(Top 6 Responses)

43% Don't want	21% Don't think I'm eligible
21% Don't have ID	18% No permanent address
18% Don't know where to go	7% Never Applied

Services Currently Accessing

(Top 6 Responses)

48% Emergency Shelter	27% Free meals
20% Bus pass	16% Shelter day services
6% Health services	5% Mental health services

*Subpopulation Definitions

Chronically Homeless

An individual with a disabling condition or a family with a head of household with a disabling condition who:

- » Has been continuously homeless for 1 year or more and/or;
- » Has experienced 4 or more episodes of homelessness within the past 3 years.

Veterans

Persons who have served on active duty in the Armed Forces of the United States. This does not include inactive military reserves or the National Guard unless the person was called up to active duty.

Families

A household with at least one adult member (persons 18 or older) and at least one child member (persons under 18).

Unaccompanied Children

Children under the age of 18 who are homeless and living without a parent or legal guardian.

Transition-Age Youth

Young adults between the ages of 18 and 24 years old.